


Nivz Valves & Automation

Sight Glass, Sight Flow Indicator

DRG. No.: SDWI6/10/16


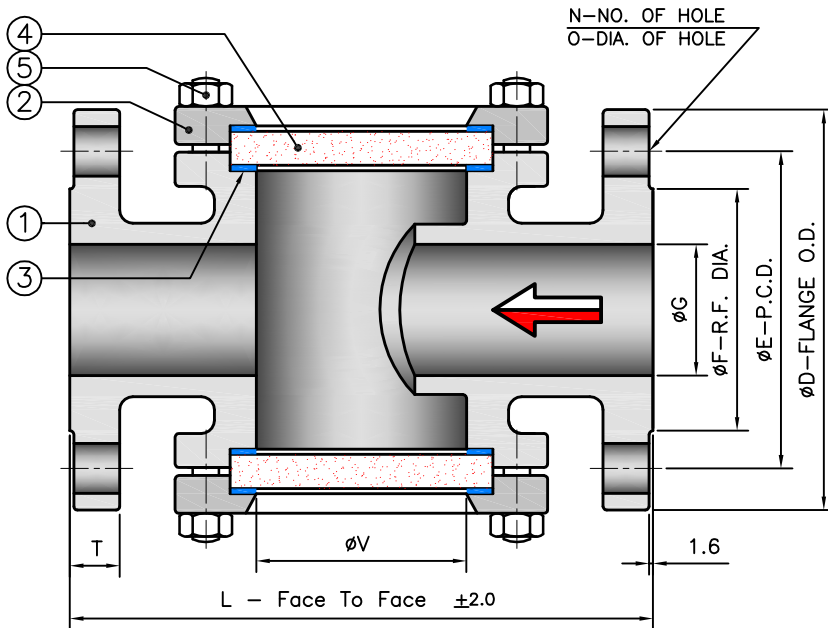
00
Rev. No.



Nomenclature:-

NO.	PART NAME	MATERIAL
1	Body	A 216 GR. WCB A 351 GR. CF8/CF8M/CF3/CF 3M
2	Cover	M.S. FABRICATED To IS 2062 AISI 304/316/304L/316L
3	Gasket	P.T.F.E.
4	Glass	Toughen
5	Stud & Nut	A 193 GR. B7/2H/S.S. 304/316

Pressure Rating : PN 6/PN 10/PN 16
 End Connection : Flanged End, RF
 Flange Drilling : As Per ANSI B 16.5, Class 150
 Face To Face : As Per Mfg. Std.



Testing Standard : API 598

Test	Hydrostatic								
	PN 6			PN 10			PN 16		
Pr. Rating	PN 6	PN 10	PN 16	PN 6	PN 10	PN 16	PN 6	PN 10	PN 16
Body	85	5.9	6	142	9.8	10	228	15.7	16

Design Standard : ASME B 16.34

Dimensions [150 Class]

SIZE	15	20	25	40	50	65	80	100
L	130	150	160	200	230	290	310	350
φG	13	19	25	38	50	63	75	100
φV	40	48	48	65	75	100	125	150
Drilling Details								
φD	88.9	98.4	108.0	127.0	152.4	177.8	190.5	228.6
φE	60.3	69.8	79.2	98.5	120.6	139.7	152.4	190.5
φF	34.9	42.9	50.8	73.0	92.1	104.7	127.0	157.2
N	4	4	4	4	4	4	4	8
φO	15.8	15.8	15.8	15.8	19	19	19	19
T	9.65	10.4	11.1	14.2	15.8	17.5	19.0	23.8

All Dimensions Are In mm



VALVES & AUTOMATION
www.nivzvalves.com

Client _____
 Order / Enq. No. _____
 Job / Project _____
 Manufactured By : **Nivz Valves & Automation**, Ahmedabad, Gujarat, INDIA.

Do Not Copy Drawing
 © COPYRIGHT

Due to continuous development programme, the design and data given in this leaflet are subject to change without prior notice

Drwn. _____ Appd. _____
 Chkd. _____

For Record

For Reference

For Approval